



**Uniformed group
sleepover 2021**



About NESM...

The National Emergency Services Museum (NESM) is a self-funded Charitable Incorporated Organisation (CIO) dedicated to the preservation of the history of the Emergency Services and their communities.

The National Emergency Services Museum is housed in a unique Victorian combined Police, Fire and Ambulance station on West Bar, opposite to the Sheffield Law Courts. In this Tardis-like building NESM houses a treasure trove of items, from a 47 foot lifeboat to the Insurance Fire Brigade's beer tokens! With over a million items in our collection and over 50 vehicles on-site we tell the stories of the Emergency Services and society through dynamic, interactive and hands-on displays, exhibitions and events. We offer a day out where visitors of all ages can enjoy a real Fire Engine ride experience (selected dates and times), climb a mini climbing wall, explore our smoky Blitz exhibition, jump on a Police motorbike and tread the corridor of our Victorian Police cells.

NESM is not your everyday museum of cabinet after cabinet as most of the collection has been designed to withstand hard work, heading straight into dangerous situations. With three floors jam-packed with items you can climb on, get in and try on you won't be short of things to do. Around the museum you will find exhibitions that use lights, sound, smoke and smells to bring history to life as well as full size incidents such as our road traffic and house fire exhibitions.

Come face-to-face with some of the most extreme vehicles and technology around and see first-hand how they help us in day-to-day life.

Thinking of booking an overnight sleepover with a difference or already booked and looking forward to spending the night in a Victorian building? This information pack should provide you with everything you need to know from times and prices to what's on and when.

The Camp

Your adventure will start at **16:00 Saturday** and finish on **11:00 Sunday**. Our team will be around to supervise children for pick up until 11:30 on Sunday. The museum itself closes to the general public at 16:00 on Saturday. We do not have our own designated parking area and it is the adults responsibility to find suitable parking should they require it to drop off/pick up their child. Leaders must also be aware that we cannot offer free parking overnight. Visit **www.visitnesm.org.uk** and click on 'getting here' for parking information.

Within this pack you will find a timetable for your sleepover. This will outline times, days and activities. Please note that this may change if circumstances dictate so.

Booking

All bookings must be fully confirmed and deposits paid before the requested date is reserved for your group. All special requirements need to be provided no later than two weeks prior to your booking. An invoice and booking form will be provided by our team and will need signing and returning to us to make your booking valid.

Sleeping Arrangements

The most common thing to worry about! But please don't! Below are the different scenarios and the arrangements we have.

Sleeping is primarily on the first floor. There are separated rooms along this floor which allows for maximum ability to oversee children's welfare whilst adhering to separate sleeping quarter's recommendations. Dependant on full group numbers and age groups you may also use exhibition areas on the second floor.

The first floor has 3 rooms to which can be used for sleeping arrangements. When booking, please tell us how many rooms and the amount of people in each room you would require, this allows us to know our capacity level and keeps everyone as organised as possible!

It is the leader's responsibility to ensure there are enough appropriate leaders to oversee the welfare of the children when at the museum, including during sleeping arrangements. During the night one member of the museum's team will sleep in a separate room on this floor, close to one of the fire exits, and another member of museum staff to the ground floor near the main fire exit. These will be pointed out to leaders upon arrival and protocols discussed.

Workshops and activities

Safety Workshop

In partnership with South Yorkshire Fire and Rescue, our team will present a brief insight into fire safety. Discover what to do if a smoke alarm goes off, useful tips on how to stay safe at home, how to stop, drop and roll if clothing catches fire and how to make that very important 999 call.

This workshop/activity is separated into three sections. Section one is provided by a member of our team while section two is a 'create your own' task.

The 'create your own' task can be one of two things (or both) create a fire safety poster for the home and/or create your own fire escape plan. Don't forget to take this home and put them in pride of place for all to see.

Section three will give your group the opportunity to explore our life-sized road traffic incident. This exhibition uses lights, sounds and smells to bring the scene to life. This workshop will be provided by a member of our team and will give your group the chance to discover what the role of the emergency services is and learn how to stay safe around the road.

Scavenger Hunt

Groups will be split into teams, with at least one leader in each. You will then be given a scavenger hunt around the museum. Using team work and detective skills, you will find all the answers to crack the code. Slow and steady wins the race! You have a full hour for this, so make sure you explore the museum and have lots of fun!

The winners will be those who get the most codes correct. Bonus point for the best team name!

"NESM" Quiz

Enjoy a hot chocolate, while you battle in teams to see who has the best Emergency Service knowledge! For this activity you will stay in the same groups as the scavenger hunt but you will not have your leaders help; they will be in their own group!

Identity

This is two activities all around CSI and how the police catch the most notorious criminals with the smallest detail! While one group are having their own finger prints taken count up your loops, whorls and arches and make them into a keyring to take away with you! The other group will be using old technology of 'photo fit kits' to create a criminal profile and see if the other groups can guess who it is.

Fire Engine Ride – Not available due to Covid but we're hoping to return them for October Half term

Experience what it is like to ride in fire engine! Taking a short trip around the streets, you can boast to your friends and family that you have ridden inside a real fire engine!

Food Arrangements

The standard menu for our scout camps includes:

Main meal on Saturday evening

- Meat balls in a tomato and herb sauce (vegetarian option available)
- Plain pasta
- Cheese and tomato pizza slice
- Selection of cookies
- Dilute juices

Breakfast on Sunday morning

- Selection of breakfast cereals with milk
- Pastries
- Dilute juices

Tea and coffees will also be available for leaders who want hot drinks.

If any of your group has dietary requirements, please let us know and we will do our best in order to accommodate them. Any issues we have in our ability to do so will be discussed with the leader in charge.

Kit List

- Please arrive in warm clothing (at least a coat and jumper/hoodie to be worn)
- Full change of clothing
- Toothbrush and tooth paste
- Hair brush
- Deodorant (if required)
- Thick sleeping bag
- Pillow
- Floor mat
- Slippers
- Warm PJs
- Extra socks
- Hand towel (for face and body)
- Torch

Cost

This jam packed adventure is £40 per child and £32 per leader (including young leaders). This covers all cost of the visit, overnight stay, all workshops/activities and food.

A deposit of £10 per person is required 2 weeks prior to your booking. The remaining balance is required on arrival. We will invoice the booking leader for the payable amount once the booking form is received. Payment method information is detailed on the invoice. 24 hours notice is required to alter the booking numbers (max 5 people).

Other info...

Supervision for your children is ultimately the accompanying adult's responsibility. The National Emergency Services Museum reserves the right to advise the group on appropriate behaviour, as well as asking for the group's immediate departure should their behaviour be found to be inappropriate.

A risk assessment is available for your records. Should you wish to complete your own prior to your groups visit, please organise this with our team to ensure that you will be allowed to enter the museum without charge prior to your booking.

If you have any persons whom may have mobility issues, please inform our team as we have now have an accessible lift that can connect you with each floor so they don't miss out. The ground floor of our Victorian building has many steps and cobbled floors. Please discuss any extra needs or support your group members may require from our team, we want to and will help wherever we can! If you have any children with medical or additional needs that we should be aware of, please let us know at the time of booking. We do have a small sensory chill room on the ground floor that is free to use.

The booking leader will be asked to complete a small feedback form at the end of the visit. This is a requirement of the visit in order for the Museum to continue to provide a high quality service.

There are two toilet cubicles (mixed genders) on the first floor of the museum, 3 toilet cubicles and a long trough urinal (male, female and accessible) on the ground floor in the cobbled yard. Please note that the cobbled yard toilets will not be well lit during the night. It is advised that you only use the first floor toilet facilities during the night.

As the museum is housed within an historical building, it's old and can be very cold from time to time. Please make sure you bring additional clothing if the weather is cold. Some areas of the building do have heating but with solid stonework and single glazed windows it can be cold overnight.

Saturday:

| Time: | Group 1 (20 people max) | Group 2 (20 people max) | Group 3 (20 people) |
|-------|---------------------------------------|---------------------------------------|---------------------------------------|
| 16:00 | Arrive | Arrive | Arrive |
| 16:15 | | | |
| 16:30 | Welcome and safety introduction | Welcome and safety introduction | Welcome and safety introduction |
| 16:45 | Explore the museum and detective hunt | Explore the museum and detective hunt | Explore the museum and detective hunt |
| 17:00 | | | |
| 17:15 | | | |
| 17:30 | | | |
| 17:45 | | | |
| 18:00 | Food | Food | Food |
| 18:15 | | | |
| 18:30 | | | |
| 18:45 | | | |
| 19:00 | | | |
| 19:15 | Fire safety workshop | Make your fire escape plan | Road Safety |
| 19:30 | | | |
| 19:45 | Road Safety | Fire safety workshop | Make your fire escape plan |
| 20:00 | | | |
| 20:15 | Make your fire escape plan | Road Safety | Fire safety workshop |
| 20:30 | | | |
| 20:45 | Set up for bed | Set up for bed | Set up for bed |
| 21:00 | NESM Quiz | NESM Quiz | NESM Quiz |
| 21:15 | | | |
| 21:30 | Bed | Bed | Bed |

Sunday:

| Time: | Group 1 (20 people max) | Group 2 (20 people max) | Group 3 (20 people max) |
|-------|---------------------------|---------------------------|---------------------------|
| 07:00 | Wake up and pack up | Wake up and pack up | Wake up and pack up |
| 07:15 | | | |
| 07:30 | | | |
| 07:45 | | | |
| 08:00 | Breakfast | Breakfast | Breakfast |
| 08:15 | | | |
| 08:30 | | | |
| 08:45 | | | |
| 09:00 | Photo fit (identity) | Fingerprinting | Rides (4 groups of 5) |
| 09:15 | | | |
| 09:30 | Rides (4 groups of 5) | Photo fit (identity) | Fingerprinting |
| 09:45 | | | |
| 10:00 | Fingerprinting | Rides (4 groups of 5) | Photo fit (identity) |
| 10:15 | | | |
| 10:30 | Gift Shop and last chance | Gift Shop and last chance | Gift Shop and last chance |

Shop and Museum Entrance

Shop

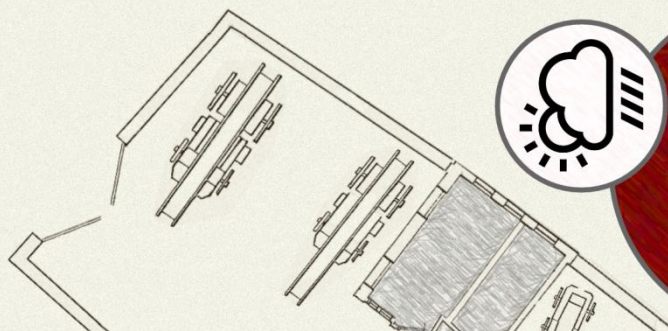
g & Discovery rooms 1 and 2

Research Rooms

hanging

Exhibition Area

Room

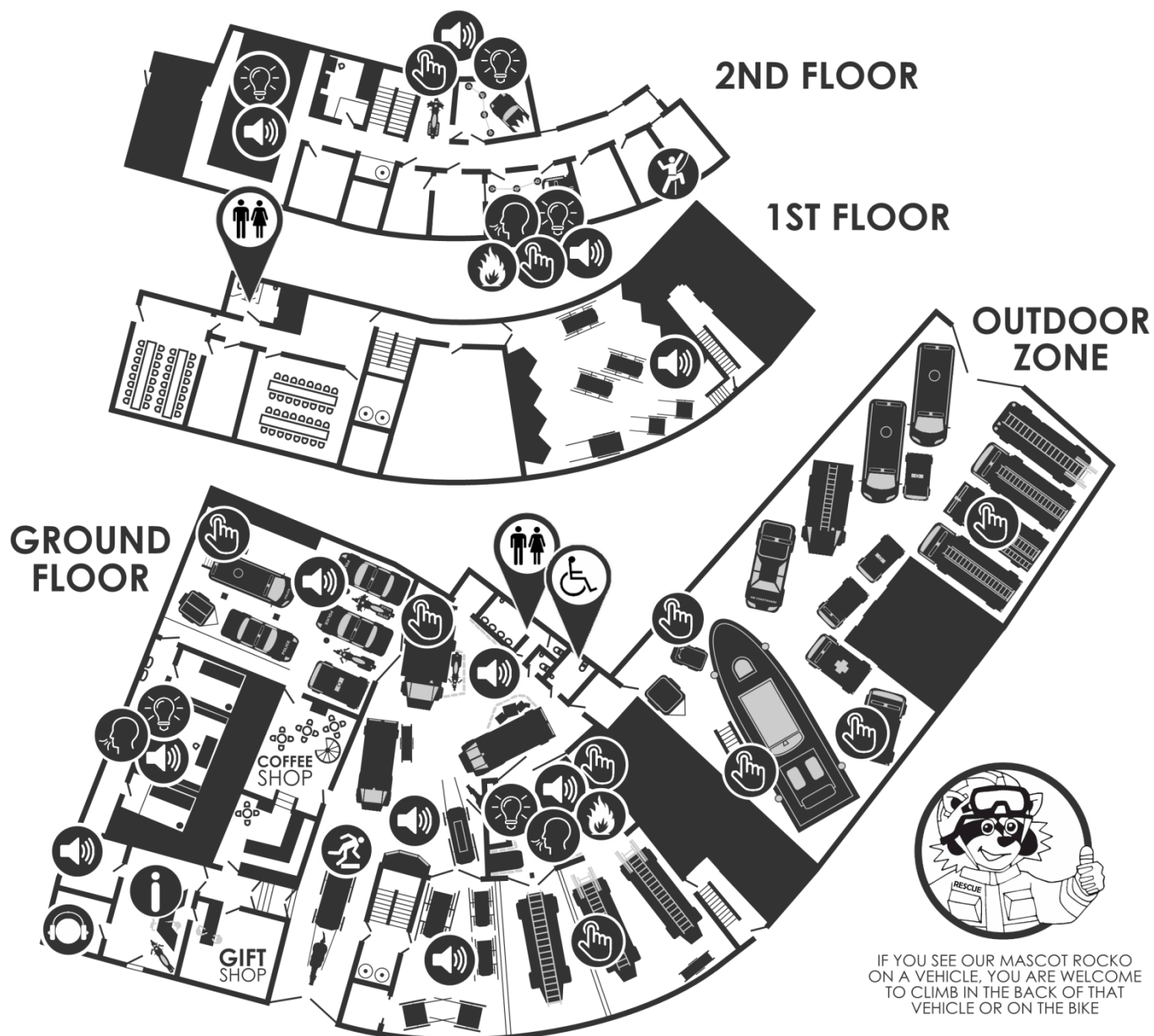


Discover our Tyne Class
Lifeboat the "City of Sheffield"
in our outside exhibition area.
Our Lifeboat is open for viewing on
selected dates throughout the year.

board one of
appliances
e part in a
engine ride
experience
post weekends.

Sensory friendly museum map

Around the museums' exhibitions we use lights, sounds, smoke and smells to bring history to life. The below map outlines key areas of the museum where these may be found.



CHILL ZONE



SOUNDS



SMOKE EFFECTS



HANDS-ON



SMELLS



LOW-LIT EXHIBITION AREA



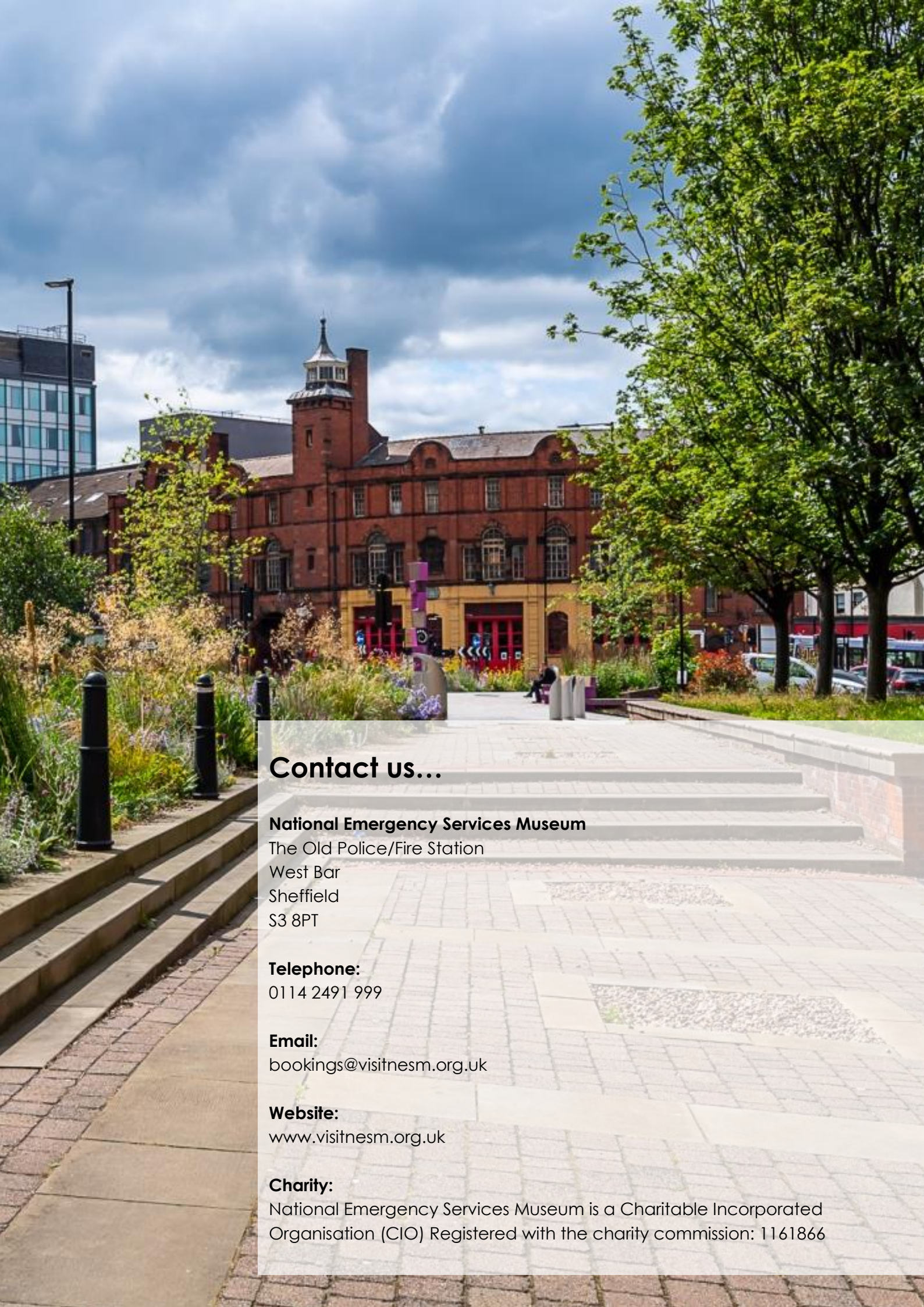
UNEVEN FLOOR



INFO DESK



MINI CLIMBING WALL



Contact us...

National Emergency Services Museum

The Old Police/Fire Station
West Bar
Sheffield
S3 8PT

Telephone:

0114 2491 999

Email:

bookings@visitnesm.org.uk

Website:

www.visitnesm.org.uk

Charity:

National Emergency Services Museum is a Charitable Incorporated Organisation (CIO) Registered with the charity commission: 1161866